


Luminaire Photograph



Light Output Ratio:	84.2%	
Luminaire Power:	13.47 W	
SHR Nominal:	0.00	Calculated using the TM5
SHR Maximum:	0.30	fine grid method.

C Range: 0 - 360DEG
C Interval: 30.0DEG
Test Speed: HIGH
Temperature: 25.3 °C
Operators: zoe
Test Date: 2023-6-5

Range: 0 - 180DEG
Interval: 1.0DEG
Test System: EVERFINE GO-SPEX500_V1 SYSTEM V2.00.461
Humidity: 65.0%
Test Distance: 3.160m [K=1.0000]
Remarks: LAMP: BXRE-30H1000-A-83 Ra: 97
LENS: PM-0132 15R
DRIVER: RISE DRIVER 350mA
30minutes warm-up

LUMINOUS INTENSITY DISTRIBUTION DIAGRAM

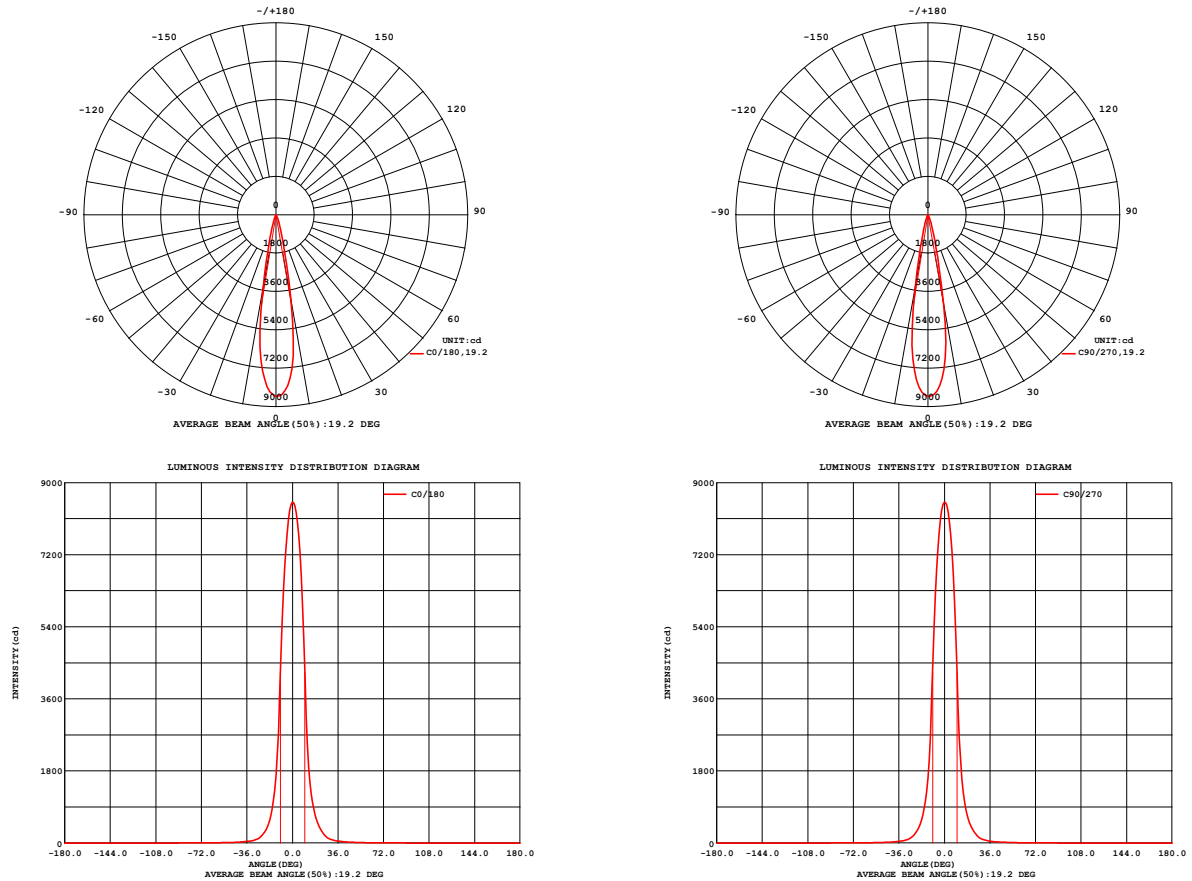


Fig. C0/C180

Fig. C90/C270

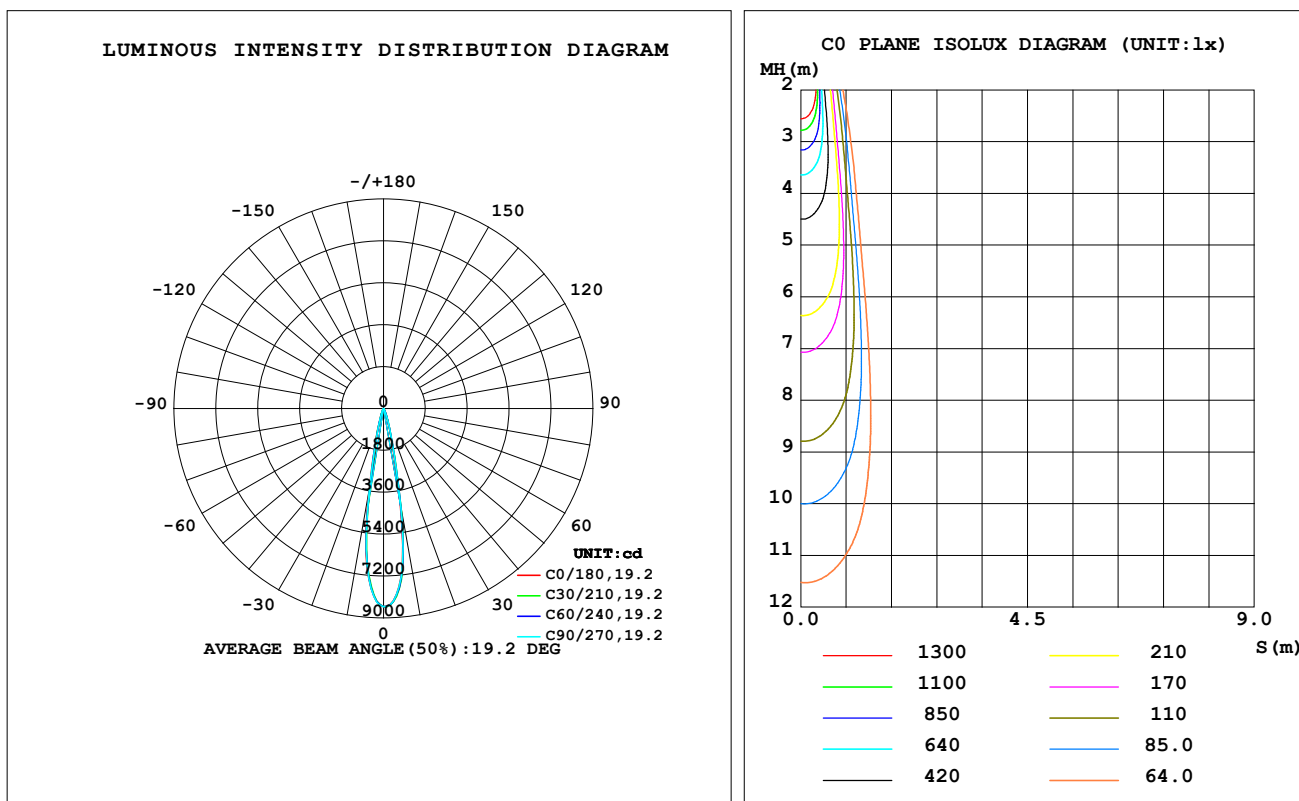
C Range: 0 - 360DEG
C Interval: 30.0DEG
Test Speed: HIGH
Temperature: 25.3 °C
Operators: zoe
Test Date: 2023-6-5

Range: 0 - 180DEG
Interval: 1.0DEG
Test System: EVERFINE GO-SPEX500_V1 SYSTEM V2.00.461
Humidity: 65.0%
Test Distance: 3.160m [K=1.0000]
Remarks: LAMP: BXRE-30H1000-A-83 Ra: 97
LENS: PM-0132 15R
DRIVER: RISE DRIVER 350mA
30minutes warm-up

LUMINAIRE PHOTOMETRIC TEST REPORT

Test:U:120.20V I:0.1137A P:13.472W PF:0.9840 Freq:59.98Hz Lamp Flux:1339.9x1 lm		
NAME: 2319.201-H3AM-350	TYPE:	WEIGHT:
SPEC.: 3000K	DIM.:	SERIAL No.: 2306050737
MFR.: RISE	SUR.: 0.002826m2	Shielding Angle:

DATA OF LAMP		PHOTOMETRIC DATA Eff: 83.79 lm/W			
MODEL	Brideglux	I _{max} (cd)	8510	S/MH (C0/180)	0.30
NOMINAL POWER (W)	13	LOR (%)	84.2	S/MH (C90/270)	0.29
RATED VOLTAGE (V)	120	TOTAL FLUX (lm)	1128.9	UP, DN (C0-180)	0.0, 44.6
NOMINAL FLUX (lm)	1339.9	CIE CLASS	DIRECT	UP, DN (C180-360)	0.0, 39.6
LAMPS INSIDE	1	up (%)	0.0	CIBSE SHR NOM	0.00
TEST VOLTAGE (V)	120	down (%)	84.2	CIBSE SHR MAX	0.30



C Range: 0 - 360DEG
C Interval: 30.0DEG
Test Speed: HIGH
Temperature: 25.3 °C
Operators: zoe
Test Date: 2023-6-5

Range: 0 - 180DEG
Interval: 1.0DEG
Test System: EVERFINE GO-SPEX500_V1 SYSTEM V2.00.461
Humidity: 65.0%
Test Distance: 3.160m [K=1.0000]
Remarks: LAMP: BXRE-30H1000-A-83 Ra: 97
LENS: PM-0132 15R
DRIVER: RISE DRIVER 350mA
30minutes warm-up

ZONAL FLUX DIAGRAM

ZONAL FLUX DIAGRAM:

	C0	C45	C90	C135	C180	C225	C270	C315		zone	total	%lum,lamp
10	4126	4332	4274	4031	3612	3436	3510	3749	0- 10	603.6	603.6	53.5,45
20	505.5	534.9	501.2	442.9	379.3	375.9	398.4	445.6	10- 20	373.1	976.7	86.5,72.9
30	95.40	102.9	94.86	80.76	70.30	70.85	74.77	85.01	20- 30	94.55	1071	94.9,79.9
40	32.76	34.21	31.65	29.00	26.59	25.60	26.31	29.30	30- 40	31.52	1103	97.7,82.3
50	15.93	16.72	15.54	14.13	12.92	12.91	13.61	14.60	40- 50	15.44	1118	99.1,83.5
60	5.265	5.692	5.659	5.480	5.092	4.908	4.659	4.634	50- 60	8.620	1127	99.8,84.1
70	0.5786	0.6558	0.6725	0.6711	0.6241	0.6286	0.6031	0.5618	60- 70	1.813	1129	100,84.2
80	0.0326	0.0161	0.0316	0.0198	0.0335	0.0192	0.0254	0.0124	70- 80	0.2211	1129	100,84.2
90	0	0	0	0	0	0	0	0	80- 90	0.0191	1129	100,84.2
100	0	0	0	0	0	0	0	0	90-100	0	1129	100,84.2
110	0	0	0	0	0	0	0	0	100-110	0	1129	100,84.2
120	0	0	0	0	0	0	0	0	110-120	0	1129	100,84.2
130	0	0	0	0	0	0	0	0	120-130	0	1129	100,84.2
140	0	0	0	0	0	0	0	0	130-140	0	1129	100,84.2
150	0	0	0	0	0	0	0	0	140-150	0	1129	100,84.2
160	0	0	0	0	0	0	0	0	150-160	0	1129	100,84.2
170	0	0	0	0	0	0	0	0	160-170	0	1129	100,84.2
180	0	0	0	0	0	0	0	0	170-180	0	1129	100,84.2
DEG	LUMINOUS INTENSITY:cd									UNIT:lm		

C Range: 0 - 360DEG
C Interval: 30.0DEG
Test Speed: HIGH
Temperature:25.3℃
Operators:zoe
Test Date:2023-6-5

Range: 0 - 180DEG
Interval: 1.0DEG
Test System:EVERFINE GO-SPEX500_V1 SYSTEM V2.00.461
Humidity:65.0%
Test Distance:3.160m [K=1.0000]
Remarks: LAMP:BXRE-30H1000-A-83 Ra:97
LENS:PM-0132 15R
DRIVER: RISE DRIVER 350mA
30minutes warm-up

LUMINANCE LIMITATION CURVES

Test:U:120.20V I:0.1137A P:13.472W PF:0.9840 Freq:59.98Hz
Lamp Flux:1339.9x1 lm

NAME: 2319.201-H3AM-350

TYPE:

WEIGHT:

SPEC.: 3000K

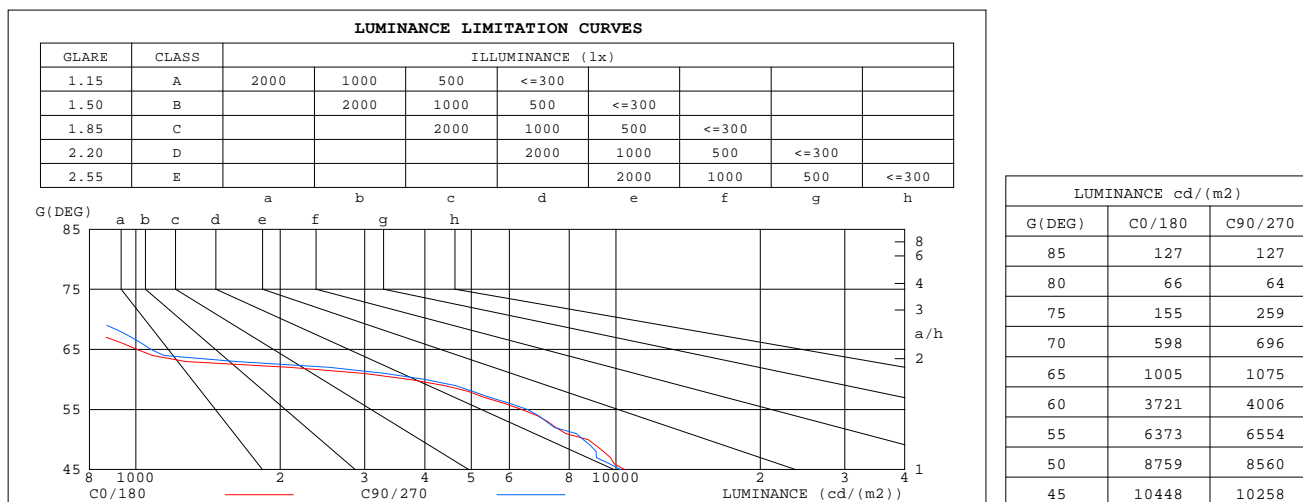
DIM.:

SERIAL No.: 2306050737

MFR.: RISE

SUR.: 0.002826m2

Shielding Angle:



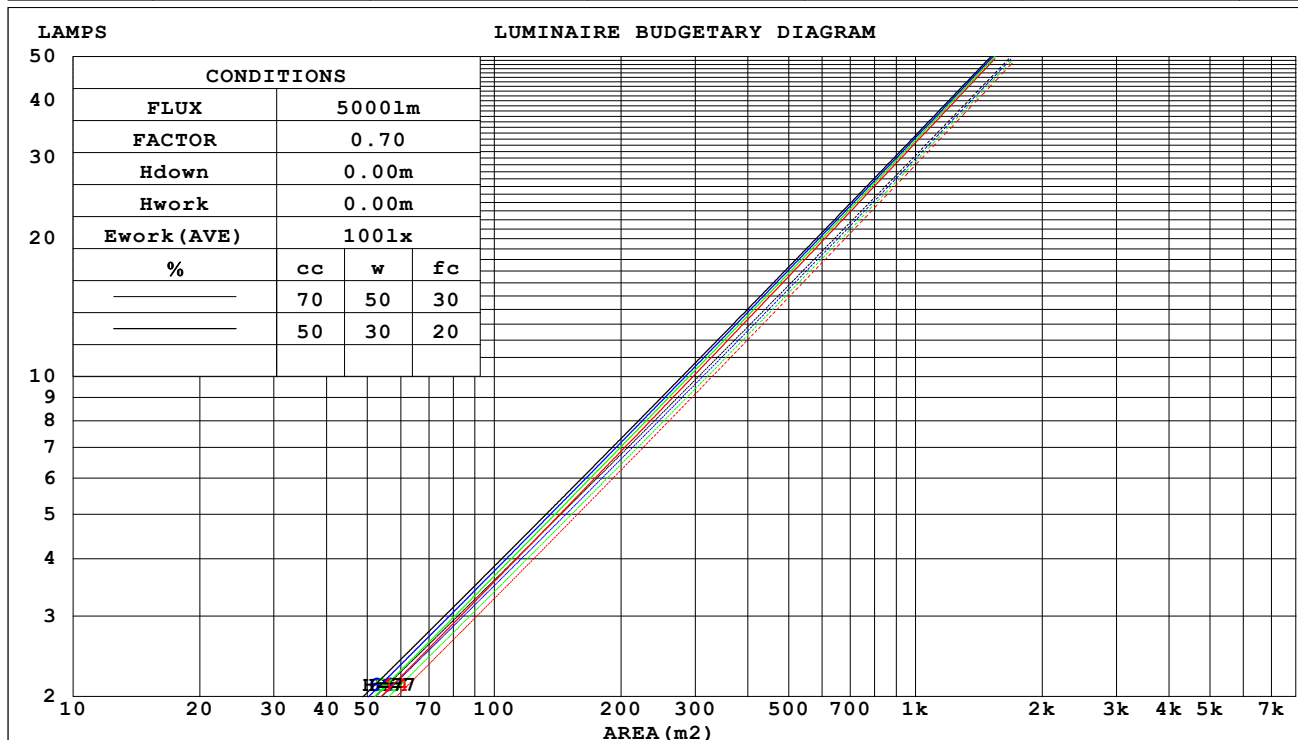
C Range: 0 - 360DEG
C Interval: 30.0DEG
Test Speed: HIGH
Temperature:25.3℃
Operators:zoe
Test Date:2023-6-5

Range: 0 - 180DEG
Interval: 1.0DEG
Test System:EVERFINE GO-SPEX500_V1 SYSTEM V2.00.461
Humidity:65.0%
Test Distance:3.160m [K=1.0000]
Remarks: LAMP:BXRE-30H1000-A-83 Ra:97
LENS:PM-0132 15R
DRIVER: RISE DRIVER 350mA
30minutes warm-up

CU AND LUMINAIRE BUDGETARY ESTIMATE DIAGRAM

Test:U:120.20V I:0.1137A P:13.472W PF:0.9840 Freq:59.98Hz Lamp Flux:1339.9x1 lm		
NAME: 2319.201-H3AM-350	TYPE:	WEIGHT:
SPEC.: 3000K	DIM.:	SERIAL No.: 2306050737
MFR.: RISE	SUR.: 0.002826m2	Shielding Angle:

cc	80%			70%			50%			30%			10%			0
w	50%	30%	10%	50%	30%	10%	50%	30%	10%	50%	30%	10%	50%	30%	10%	0
fc	20%			20%			20%			20%			20%			0
RCR	RCR:Room Cavity Ratio			Coefficients of Utilization(CU)												
0.0	1.00	1.00	1.00	.98	.98	.98	.94	.94	.94	.90	.90	.90	.86	.86	.86	.84
1.0	.96	.94	.93	.94	.93	.91	.91	.90	.89	.87	.87	.86	.85	.84	.84	.82
2.0	.92	.89	.87	.90	.88	.87	.88	.86	.85	.85	.84	.83	.83	.82	.81	.80
3.0	.88	.86	.83	.87	.85	.83	.85	.83	.82	.83	.82	.80	.82	.80	.79	.78
4.0	.85	.83	.80	.85	.82	.80	.83	.81	.79	.82	.80	.78	.80	.79	.77	.76
5.0	.83	.80	.78	.82	.79	.77	.81	.79	.77	.80	.78	.76	.79	.77	.75	.75
6.0	.81	.78	.75	.80	.77	.75	.79	.77	.75	.78	.76	.74	.77	.75	.74	.73
7.0	.79	.76	.74	.78	.75	.73	.77	.75	.73	.77	.74	.73	.76	.74	.72	.72
8.0	.77	.74	.72	.77	.74	.72	.76	.73	.72	.75	.73	.71	.75	.73	.71	.70
9.0	.75	.72	.70	.75	.72	.70	.74	.72	.70	.74	.72	.70	.73	.71	.70	.69
10.0	.74	.71	.69	.74	.71	.69	.73	.71	.69	.73	.70	.69	.72	.70	.69	.68



C Range: 0 - 360DEG
C Interval: 30.0DEG
Test Speed: HIGH
Temperature:25.3℃
Operators:zoe
Test Date:2023-6-5

Range: 0 - 180DEG
Interval: 1.0DEG
Test System:EVERFINE GO-SPEX500_V1 SYSTEM V2.00.461
Humidity:65.0%
Test Distance:3.160m [K=1.0000]
Remarks: LAMP:BXRE-30H1000-A-83 Ra:97
LENS:PM-0132 15R
DRIVER: RISE DRIVER 350mA
30minutes warm-up

WEC AND CCEC

Test:U:120.20V I:0.1137A P:13.472W PF:0.9840 Freq:59.98Hz Lamp Flux:1339.9x1 lm		
NAME: 2319.201-H3AM-350	TYPE:	WEIGHT:
SPEC.: 3000K	DIM.:	SERIAL No.: 2306050737
MFR.: RISE	SUR.: 0.002826m2	Shielding Angle:

cc	80%			70%			50%			30%			10%			0
w	50%	30%	10%	50%	30%	10%	50%	30%	10%	50%	30%	10%	50%	30%	10%	0
fc	20%			20%			20%			20%			20%			0
RCR	RCR:Room Cavity Ratio						Wall Exitance Coefficients(WEC)									
0.0																
1.0	.106	.060	.019	.100	.057	.018	.090	.051	.016	.080	.046	.015	.071	.041	.013	
2.0	.097	.053	.016	.092	.051	.016	.084	.047	.014	.076	.043	.013	.069	.039	.012	
3.0	.090	.048	.014	.086	.046	.014	.079	.043	.013	.072	.040	.012	.066	.037	.011	
4.0	.083	.043	.013	.080	.042	.012	.074	.039	.012	.069	.037	.011	.064	.035	.011	
5.0	.078	.040	.011	.075	.039	.011	.070	.037	.011	.066	.035	.010	.061	.033	.010	
6.0	.073	.037	.010	.071	.036	.010	.067	.034	.010	.063	.033	.010	.059	.031	.009	
7.0	.069	.034	.010	.067	.033	.010	.063	.032	.009	.060	.031	.009	.057	.029	.009	
8.0	.065	.032	.009	.064	.031	.009	.060	.030	.009	.057	.029	.008	.055	.028	.008	
9.0	.062	.030	.008	.061	.029	.008	.058	.029	.008	.055	.028	.008	.053	.027	.008	
10.0	.059	.028	.008	.058	.028	.008	.055	.027	.008	.053	.026	.007	.051	.026	.007	

cc	80%			70%			50%			30%			10%			0
w	50%	30%	10%	50%	30%	10%	50%	30%	10%	50%	30%	10%	50%	30%	10%	0
fc	20%			20%			20%			20%			20%			0
RCR	RCR:Room Cavity Ratio Ceiling Cavity Exitance Coefficients(CCEC)															
0.0	.160	.160	.160	.137	.137	.137	.094	.094	.094	.054	.054	.054	.017	.017	.017	
1.0	.141	.133	.126	.121	.114	.108	.083	.078	.075	.048	.045	.043	.015	.015	.014	
2.0	.125	.112	.101	.107	.096	.087	.074	.067	.061	.042	.039	.036	.014	.013	.012	
3.0	.112	.095	.082	.096	.082	.071	.066	.057	.050	.038	.033	.029	.012	.011	.010	
4.0	.101	.082	.068	.087	.071	.059	.060	.050	.042	.034	.029	.025	.011	.009	.008	
5.0	.092	.072	.057	.079	.062	.050	.054	.043	.035	.031	.025	.021	.010	.008	.007	
6.0	.084	.063	.048	.072	.055	.042	.050	.038	.030	.029	.023	.018	.009	.007	.006	
7.0	.077	.056	.041	.066	.049	.036	.046	.034	.026	.027	.020	.015	.009	.007	.005	
8.0	.071	.050	.036	.061	.044	.031	.042	.031	.022	.025	.018	.013	.008	.006	.004	
9.0	.066	.045	.031	.057	.039	.027	.039	.028	.019	.023	.016	.012	.007	.005	.004	
10.0	.062	.041	.027	.053	.036	.024	.037	.025	.017	.021	.015	.010	.007	.005	.003	

C Range: 0 - 360DEG
C Interval: 30.0DEG
Test Speed: HIGH
Temperature:25.3℃
Operators:zoe
Test Date:2023-6-5

Range: 0 - 180DEG
Interval: 1.0DEG
Test System:EVERFINE GO-SPEX500_V1 SYSTEM V2.00.461
Humidity:65.0%
Test Distance:3.160m [K=1.0000]
Remarks: LAMP:BXRE-30H1000-A-83 Ra:97
LENS:PM-0132 15R
DRIVER: RISE DRIVER 350mA
30minutes warm-up

UGR(Unified Glare Rating) Table

Test:U:120.20V I:0.1137A P:13.472W PF:0.9840 Freq:59.98Hz Lamp Flux:1339.9x1 lm										
NAME: 2319.201-H3AM-350					TYPE:			WEIGHT:		
SPEC.: 3000K					DIM.:			SERIAL No.: 2306050737		
MFR.: RISE					SUR.: 0.002826m2			Shielding Angle:		
ceiling/cavity	0.7	0.7	0.5	0.5	0.3	0.7	0.7	0.5	0.5	0.3
walls	0.5	0.3	0.5	0.3	0.3	0.5	0.3	0.5	0.3	0.3
working plane	0.2	0.2	0.2	0.2	0.2	0.2	0.2	0.2	0.2	0.2
Room dimensions	Viewed crosswise					Viewed endwise				
x = 2H y = 2H	9.8	10.4	10.0	10.5	10.7	9.7	10.3	9.9	10.4	10.6
3H	9.7	10.2	9.9	10.4	10.6	9.6	10.1	9.8	10.3	10.5
4H	9.6	10.1	9.9	10.3	10.5	9.5	10.0	9.8	10.2	10.4
6H	9.5	10.0	9.8	10.2	10.5	9.4	9.9	9.7	10.1	10.4
8H	9.5	9.9	9.8	10.2	10.4	9.4	9.9	9.7	10.1	10.3
12H	9.4	9.9	9.7	10.1	10.4	9.3	9.8	9.6	10.1	10.3
4H 2H	9.7	10.2	10.0	10.4	10.6	9.6	10.1	9.9	10.4	10.6
3H	9.6	10.0	9.9	10.3	10.6	9.5	10.0	9.8	10.2	10.5
4H	9.5	9.9	9.8	10.2	10.5	9.4	9.8	9.7	10.1	10.4
6H	9.4	9.8	9.8	10.1	10.4	9.3	9.7	9.7	10.0	10.3
8H	9.3	9.7	9.7	10.0	10.4	9.3	9.6	9.6	9.9	10.3
12H	9.3	9.6	9.7	10.0	10.3	9.2	9.5	9.6	9.9	10.3
8H 4H	9.3	9.7	9.7	10.0	10.4	9.3	9.6	9.6	9.9	10.3
6H	9.2	9.5	9.6	9.9	10.3	9.1	9.4	9.6	9.8	10.2
8H	9.2	9.4	9.6	9.8	10.3	9.1	9.3	9.5	9.7	10.2
12H	9.1	9.3	9.6	9.8	10.2	9.0	9.2	9.5	9.7	10.1
12H 4H	9.3	9.6	9.7	10.0	10.4	9.2	9.5	9.6	9.9	10.3
6H	9.2	9.4	9.6	9.8	10.3	9.1	9.3	9.5	9.7	10.2
8H	9.1	9.3	9.6	9.8	10.2	9.0	9.2	9.5	9.7	10.1
Variations with the observer position at spacings(CIE Pub.117):										
S = 1.0H	+ 1.8 / - 3.4					+ 1.7 / - 3.2				
1.5H	+ 2.3 / - 1.7					+ 2.2 / - 1.6				
2.0H	+ 2.7 / -10.0					+ 2.6 / - 9.9				

CIE Pub.117, 1340 lm Total Lamp Luminous Flux Correct (8log(F/F0) = 1.0)
Area: 0.002826 m2

C Range: 0 - 360DEG
C Interval: 30.0DEG
Test Speed: HIGH
Temperature:25.3℃
Operators:zoe
Test Date:2023-6-5

Range: 0 - 180DEG
Interval: 1.0DEG
Test System:EVERFINE GO-SPEX500_V1 SYSTEM V2.00.461
Humidity:65.0%
Test Distance:3.160m [K=1.0000]
Remarks: LAMP:BXRE-30H1000-A-83 Ra:97
LENS:PM-0132 15R
DRIVER: RISE DRIVER 350mA
30minutes warm-up

UTILIZATION FACTORS TABLE

Test:U:120.20V I:0.1137A P:13.472W PF:0.9840 Freq:59.98Hz Lamp Flux:1339.9x1 lm		
NAME: 2319.201-H3AM-350	TYPE:	WEIGHT:
SPEC.: 3000K	DIM.:	SERIAL No.: 2306050737
MFR.: RISE	SUR.: 0.002826m2	Shielding Angle:

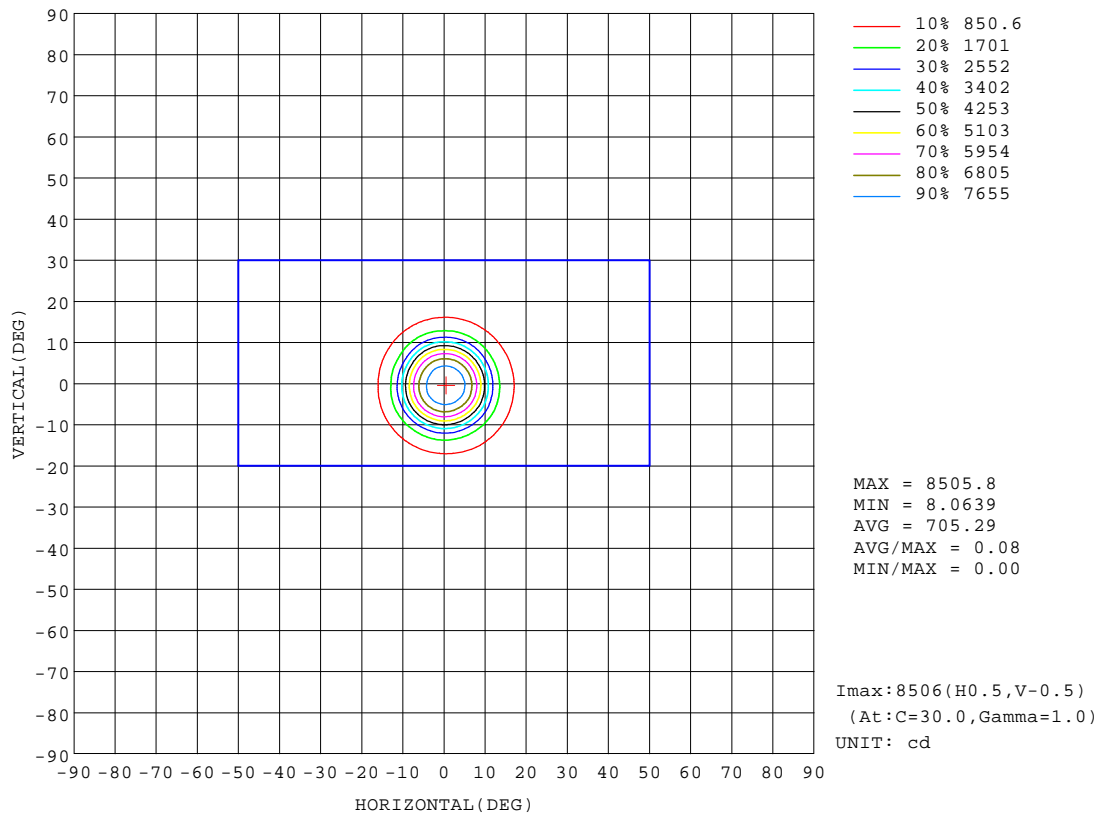
REFLECTANCE										
Ceiling	0.8	0.8	0.8	0.7	0.7	0.7	0.5	0.5	0.5	0
Walls	0.7	0.5	0.3	0.7	0.5	0.3	0.7	0.5	0.3	0
Working plane	0.2	0.2	0.2	0.2	0.2	0.2	0.2	0.2	0.2	0
ROOM INDEX	UTILIZATION FACTORS (PERCENT) $k(RI) \times RCR = 5$									
$k = 0.60$	76	71	68	75	71	68	75	71	68	65
0.80	82	77	74	81	77	74	80	77	74	71
1.00	85	81	78	85	80	78	83	80	77	74
1.25	88	84	82	87	84	81	86	83	81	77
1.50	90	87	84	89	86	84	88	85	83	79
2.00	92	89	87	91	88	86	89	87	85	80
2.50	94	91	88	92	90	88	90	88	86	81
3.00	95	92	90	93	91	89	90	89	87	82
4.00	96	94	93	95	93	91	92	90	89	83
5.00	97	96	94	96	94	93	92	91	90	84
ROOM INDEX	UF (total)									Direct
According to DIN EN 13032-2 2004			Suspended					SHRNOM = 1.25		

C Range: 0 - 360DEG
C Interval: 30.0DEG
Test Speed: HIGH
Temperature: 25.3 °C
Operators: zoe
Test Date: 2023-6-5

Range: 0 - 180DEG
Interval: 1.0DEG
Test System: EVERFINE GO-SPEX500_V1 SYSTEM V2.00.461
Humidity: 65.0%
Test Distance: 3.160m [K=1.0000]
Remarks: LAMP: BXRE-30H1000-A-83 Ra: 97
LENS: PM-0132 15R
DRIVER: RISE DRIVER 350mA
30minutes warm-up

ISOCANDELA DIAGRAM

Test:U:120.20V I:0.1137A P:13.472W PF:0.9840 Freq:59.98Hz Lamp Flux:1339.9x1 lm		
NAME: 2319.201-H3AM-350	TYPE:	WEIGHT:
SPEC.: 3000K	DIM.:	SERIAL No.: 2306050737
MFR.: RISE	SUR.: 0.002826m2	Shielding Angle:

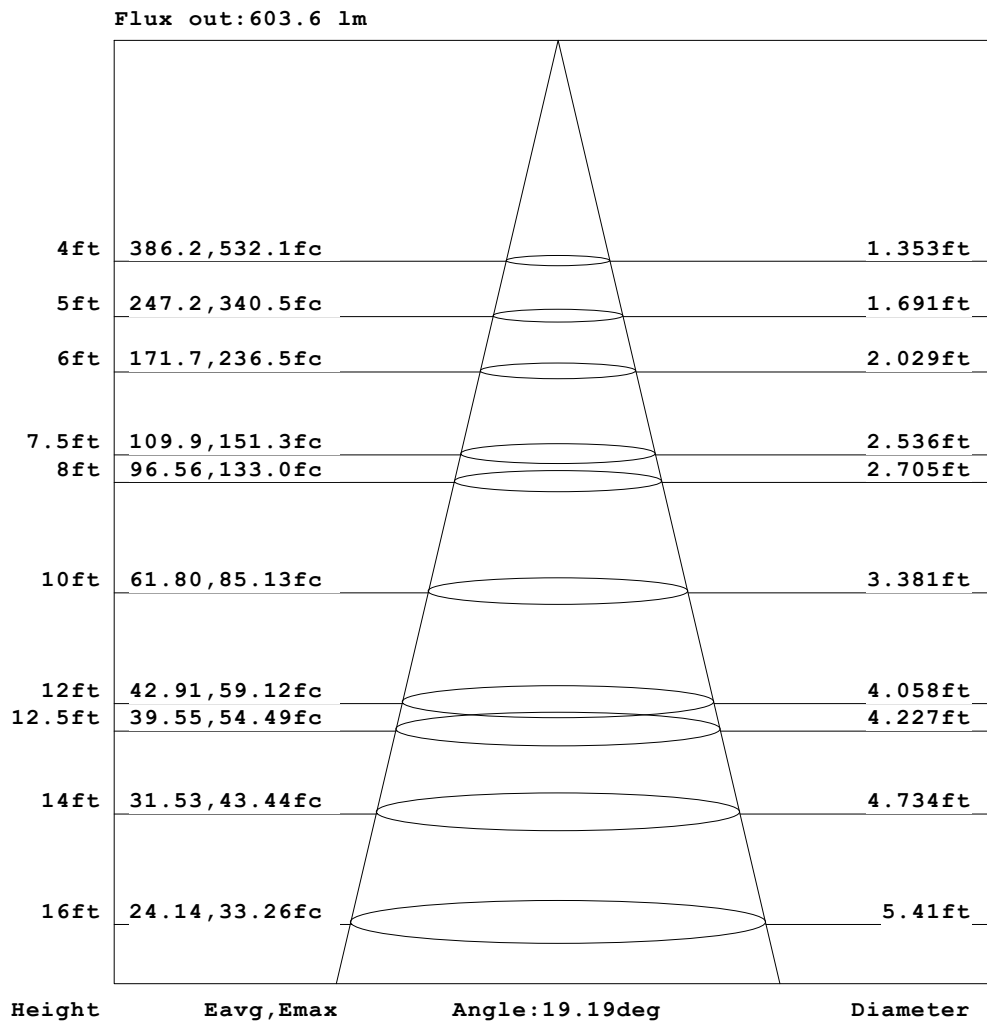


C Range: 0 - 360DEG
C Interval: 30.0DEG
Test Speed: HIGH
Temperature:25.3℃
Operators:zoe
Test Date:2023-6-5

Range: 0 - 180DEG
Interval: 1.0DEG
Test System:EVERFINE GO-SPEX500_V1 SYSTEM V2.00.461
Humidity:65.0%
Test Distance:3.160m [K=1.0000]
Remarks: LAMP:BXRE-30H1000-A-83 Ra:97
LENS:PM-0132 15R
DRIVER: RISE DRIVER 350mA
30minutes warm-up

AAI Figure

Test:U:120.20V I:0.1137A P:13.472W PF:0.9840 Freq:59.98Hz Lamp Flux:1339.9x1 lm		
NAME: 2319.201-H3AM-350	TYPE:	WEIGHT:
SPEC.: 3000K	DIM.:	SERIAL No.: 2306050737
MFR.: RISE	SUR.: 0.002826m2	Shielding Angle:



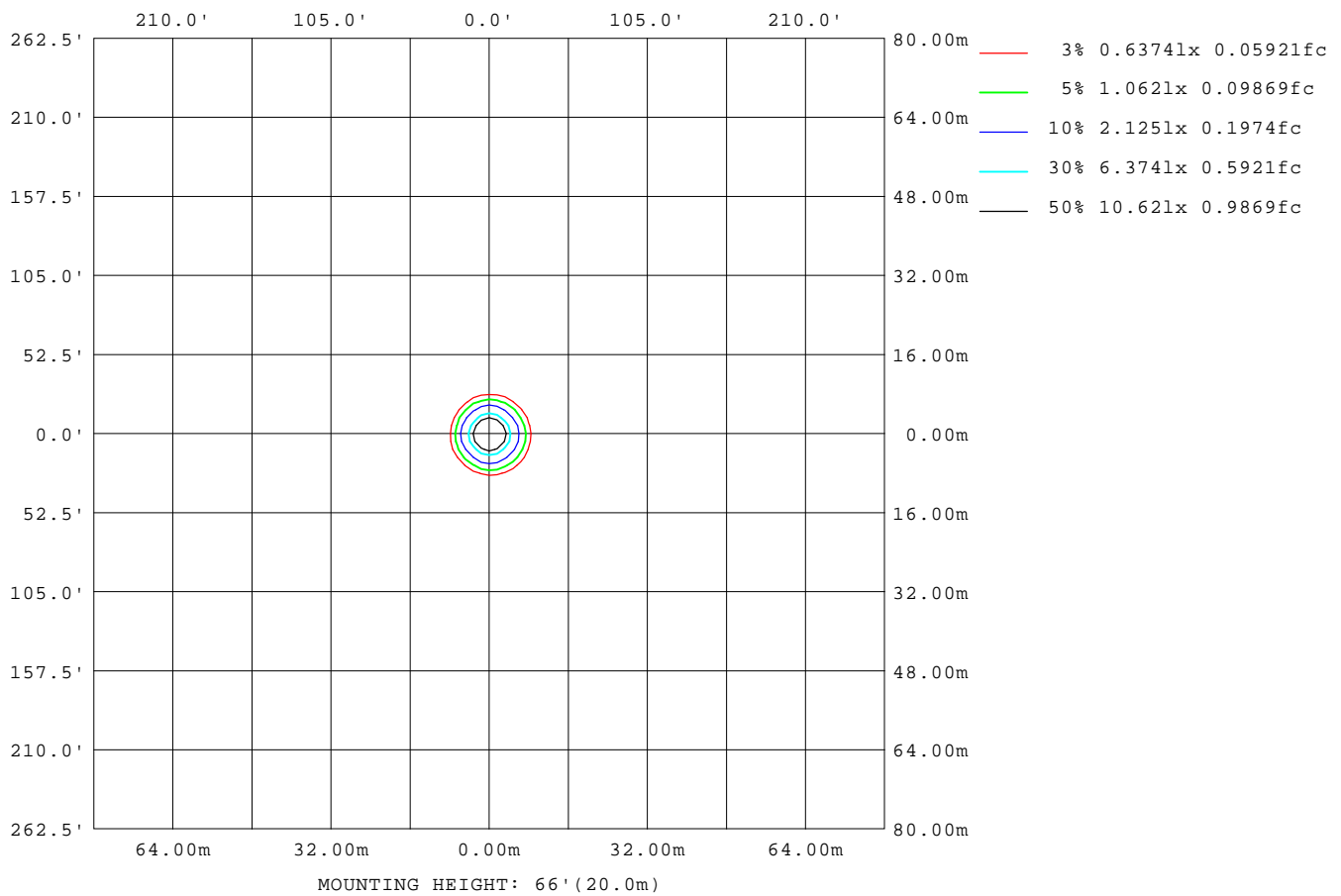
Note:The Curves indicate the illuminated area and the average illumination when the luminaire is at different distance.

C Range: 0 - 360DEG
C Interval: 30.0DEG
Test Speed: HIGH
Temperature:25.3℃
Operators:zoe
Test Date:2023-6-5

Range: 0 - 180DEG
Interval: 1.0DEG
Test System:EVERFINE GO-SPEX500_V1 SYSTEM V2.00.461
Humidity:65.0%
Test Distance:3.160m [K=1.0000]
Remarks: LAMP:BXRE-30H1000-A-83 Ra:97
LENS:PM-0132 15R
DRIVER: RISE DRIVER 350mA
30minutes warm-up

ISOLUX DIAGRAM

Test:U:120.20V I:0.1137A P:13.472W PF:0.9840 Freq:59.98Hz Lamp Flux:1339.9x1 lm		
NAME: 2319.201-H3AM-350	TYPE:	WEIGHT:
SPEC.: 3000K	DIM.:	SERIAL No.: 2306050737
MFR.: RISE	SUR.: 0.002826m2	Shielding Angle:



C Range: 0 - 360DEG
C Interval: 30.0DEG
Test Speed: HIGH
Temperature:25.3℃
Operators:zoe
Test Date:2023-6-5

Range: 0 - 180DEG
Interval: 1.0DEG
Test System:EVERFINE GO-SPEX500_V1 SYSTEM V2.00.461
Humidity:65.0%
Test Distance:3.160m [K=1.0000]
Remarks: LAMP:BXRE-30H1000-A-83 Ra:97
LENS:PM-0132 15R
DRIVER: RISE DRIVER 350mA
30minutes warm-up

LED Avg.L Report

Test:U:120.20V I:0.1137A P:13.472W PF:0.9840 Freq:59.98Hz Lamp Flux:1339.9x1 lm		
NAME: 2319.201-H3AM-350	TYPE:	WEIGHT:
SPEC.: 3000K	DIM.:	SERIAL No.: 2306050737
MFR.: RISE	SUR.: 0.002826m2	Shielding Angle:

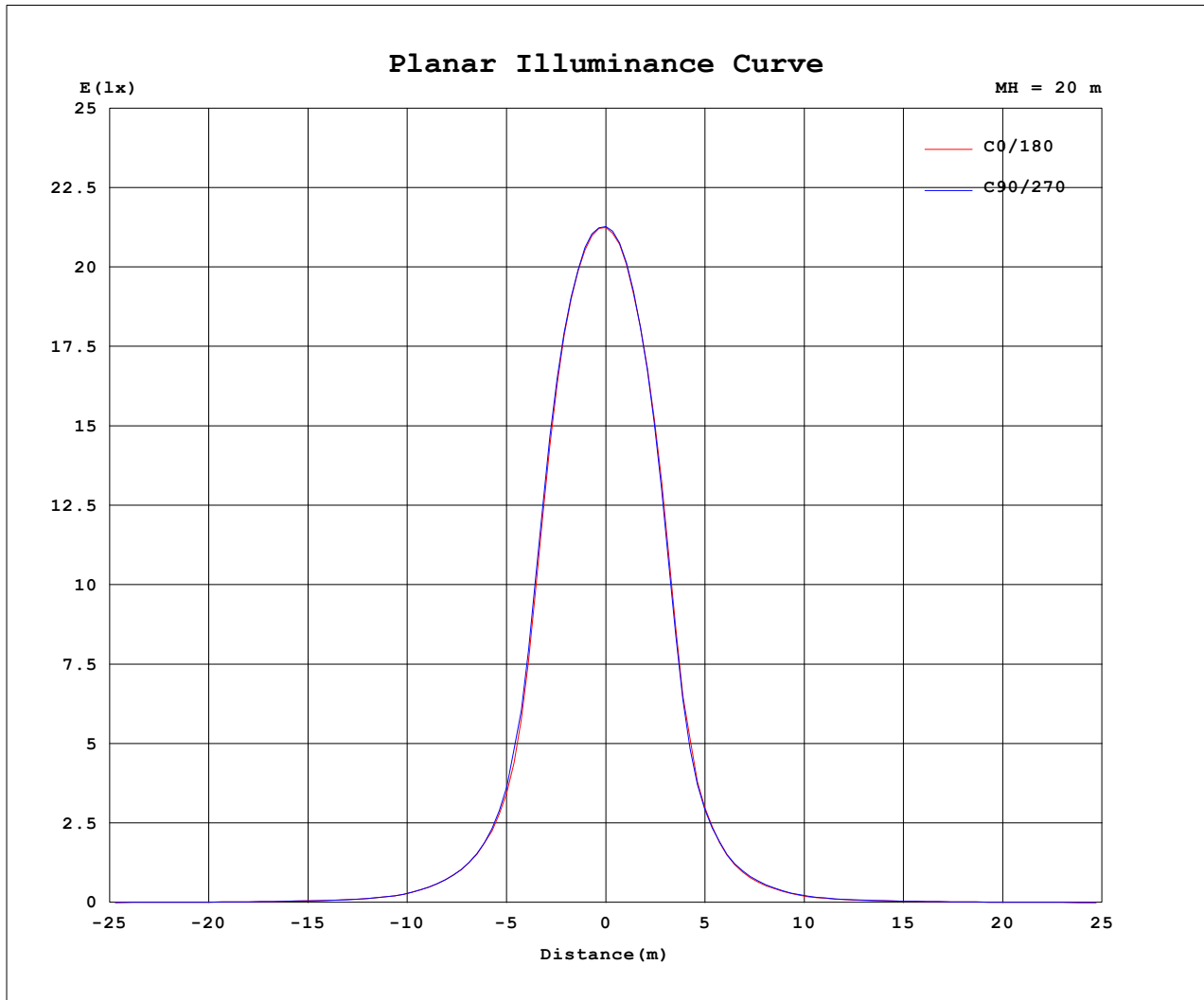
AvgL	cd/m2
L_0~180 (65) av	1020
L_0~180 (75) av	197
L_0~180 (85) av	121
L_90~270 (65) av	1059
L_90~270 (75) av	209
L_90~270 (85) av	125
L_45 (65) av	1064
L_45 (75) av	187
L_45 (85) av	46

Standard: GB/T 29293-2012

C Range: 0 - 360DEG
C Interval: 30.0DEG
Test Speed: HIGH
Temperature: 25.3℃
Operators: zoe
Test Date: 2023-6-5

Range: 0 - 180DEG
Interval: 1.0DEG
Test System: EVERFINE GO-SPEX500_V1 SYSTEM V2.00.461
Humidity: 65.0%
Test Distance: 3.160m [K=1.0000]
Remarks: LAMP: BXRE-30H1000-A-83 Ra: 97
LENS: PM-0132 15R
DRIVER: RISE DRIVER 350mA
30minutes warm-up

Planar Illuminance Curve



C Range: 0 - 360DEG
 C Interval: 30.0DEG
 Test Speed: HIGH
 Temperature: 25.3 °C
 Operators: zoe
 Test Date: 2023-6-5

Range: 0 - 180DEG
 Interval: 1.0DEG
 Test System: EVERFINE GO-SPEX500_V1 SYSTEM V2.00.461
 Humidity: 65.0%
 Test Distance: 3.160m [K=1.0000]
 Remarks: LAMP: BXRE-30H1000-A-83 Ra: 97
 LENS: PM-0132 15R
 DRIVER: RISE DRIVER 350mA
 30minutes warm-up

LUMINOUS DISTRIBUTION INTENSITY DATA

Test:U:120.20V I:0.1137A P:13.472W PF:0.9840 Freq:59.98Hz Lamp Flux:1339.9x1 lm		
NAME: 2319.201-H3AM-350	TYPE:	WEIGHT:
SPEC.: 3000K	DIM.:	SERIAL No.: 2306050737
MFR.: RISE	SUR.: 0.002826m2	Shielding Angle:

Table--1

UNIT: cd

C (DEG) (DEG)	0	30	60	90	120	150	180	210	240	270	300	330						
0	8508	8508	8508	8508	8508	8508	8508	8508	8508	8508	8508	8508						
5	7694	7778	7747	7704	7616	7506	7338	7238	7276	7323	7433	7562						
10	4126	4365	4299	4274	4130	3932	3612	3390	3481	3510	3652	3847						
15	1238	1320	1296	1284	1207	1143	1064	1011	1043	1042	1092	1137						
20	506	538	531	501	457	429	379	366	386	398	428	463						
25	216	238	230	218	191	178	154	149	158	164	179	199						
30	95.4	104	101	94.9	84.0	77.5	70.3	69.3	72.4	74.8	80.1	89.9						
35	53.9	56.9	55.1	52.0	48.9	45.5	43.8	43.9	43.8	44.4	46.7	50.9						
40	32.8	34.8	33.6	31.7	29.8	28.2	26.6	25.3	25.9	26.3	28.1	30.5						
45	20.9	22.1	21.7	20.5	19.0	18.1	17.0	16.5	16.9	17.6	18.5	19.5						
50	15.9	16.8	16.7	15.5	14.6	13.7	12.9	12.8	13.0	13.6	14.2	15.0						
55	10.3	11.1	11.0	10.6	10.1	9.54	8.98	8.84	8.73	8.93	9.19	9.57						
60	5.26	5.68	5.70	5.66	5.56	5.40	5.09	4.96	4.86	4.66	4.62	4.65						
65	1.20	1.32	1.34	1.28	1.31	1.26	1.24	1.24	1.21	1.25	1.26	1.20						
70	0.58	0.65	0.66	0.67	0.69	0.65	0.62	0.64	0.61	0.60	0.57	0.55						
75	0.11	0.14	0.16	0.19	0.17	0.18	0.18	0.15	0.15	0.12	0.08	0.07						
80	0.03	0.02	0.02	0.03	0.02	0.02	0.03	0.02	0.02	0.03	0.01	0.01						
85	0.03	0.01	0.01	0.03	0.01	0.01	0.03	0.02	0.01	0.03	0.01	0.01						
90	0.00	0.00	0.00	0.00	0.00	0.00	0.00	0.00	0.00	0.00	0.00	0.00						
95	0.00	0.00	0.00	0.00	0.00	0.00	0.00	0.00	0.00	0.00	0.00	0.00						
100	0.00	0.00	0.00	0.00	0.00	0.00	0.00	0.00	0.00	0.00	0.00	0.00						
105	0.00	0.00	0.00	0.00	0.00	0.00	0.00	0.00	0.00	0.00	0.00	0.00						
110	0.00	0.00	0.00	0.00	0.00	0.00	0.00	0.00	0.00	0.00	0.00	0.00						
115	0.00	0.00	0.00	0.00	0.00	0.00	0.00	0.00	0.00	0.00	0.00	0.00						
120	0.00	0.00	0.00	0.00	0.00	0.00	0.00	0.00	0.00	0.00	0.00	0.00						
125	0.00	0.00	0.00	0.00	0.00	0.00	0.00	0.00	0.00	0.00	0.00	0.00						
130	0.00	0.00	0.00	0.00	0.00	0.00	0.00	0.00	0.00	0.00	0.00	0.00						
135	0.00	0.00	0.00	0.00	0.00	0.00	0.00	0.00	0.00	0.00	0.00	0.00						
140	0.00	0.00	0.00	0.00	0.00	0.00	0.00	0.00	0.00	0.00	0.00	0.00						
145	0.00	0.00	0.00	0.00	0.00	0.00	0.00	0.00	0.00	0.00	0.00	0.00						
150	0.00	0.00	0.00	0.00	0.00	0.00	0.00	0.00	0.00	0.00	0.00	0.00						
155	0.00	0.00	0.00	0.00	0.00	0.00	0.00	0.00	0.00	0.00	0.00	0.00						
160	0.00	0.00	0.00	0.00	0.00	0.00	0.00	0.00	0.00	0.00	0.00	0.00						
165	0.00	0.00	0.00	0.00	0.00	0.00	0.00	0.00	0.00	0.00	0.00	0.00						
170	0.00	0.00	0.00	0.00	0.00	0.00	0.00	0.00	0.00	0.00	0.00	0.00						
175	0.00	0.00	0.00	0.00	0.00	0.00	0.00	0.00	0.00	0.00	0.00	0.00						
180	0.00	0.00	0.00	0.00	0.00	0.00	0.00	0.00	0.00	0.00	0.00	0.00						

C Range: 0 - 360DEG
C Interval: 30.0DEG
Test Speed: HIGH
Temperature:25.3℃
Operators:zoe
Test Date:2023-6-5

Range: 0 - 180DEG
Interval: 1.0DEG
Test System:EVERFINE GO-SPEX500_V1 SYSTEM V2.00.461
Humidity:65.0%
Test Distance:3.160m [K=1.0000]
Remarks: LAMP:BXRE-30H1000-A-83 Ra:97
LENS:PM-0132 15R
DRIVER: RISE DRIVER 350mA
30minutes warm-up